Wulian®

ISO9001:2008 Certified

Smart Door Bell Button

WL-ZOEWBPW-D-02

User Manual

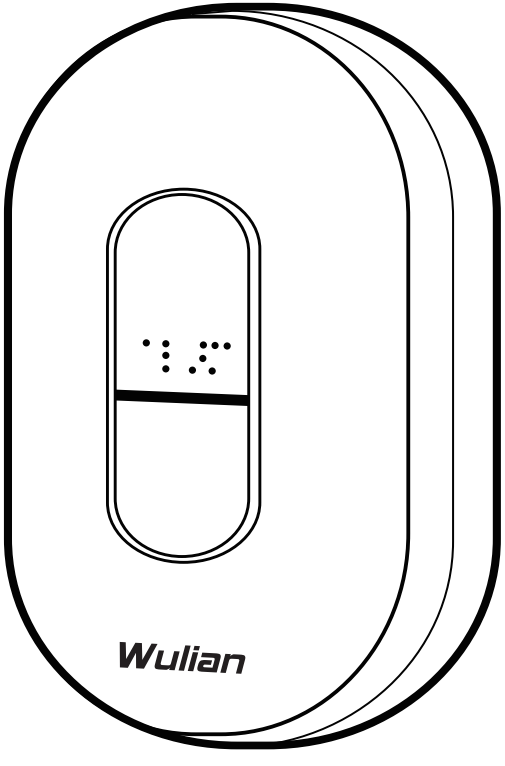

©2016 Nanjing IoT Sensor Technology Co., Ltd.

Publication Number：2016-0531.V01

Welcome to Use Wulian Smart Door Bell Button

● **Wulian** is the registered trademark of Nanjing IoT Sensor Technology Co., Ltd. All the other product names or trademarks mentioned in the manual belong to the trademarks or registered trademarks of the respective possessors.

● Please read this manual carefully to ensure proper and safe use.

● Wulian Smart Door Bell Button (hereinafter referred as “this product”) is manufactured by Nanjing IoT Sensor Technology Co., Ltd. (hereinafter referred as “Wulian”) as a product in the category of Smart Home Security. This product shall be used with Smart Home App as well as supplied accessories. Wulian is not responsible for any loss due to improper installation or usage of this product.

● Wulian will update product information in this manual anytime without prior notice. Please pay attention to our information timely and download Smart Home App with the latest edition.

● Without specific written permission from our company, no individuals or companies can copy the content or part of the content in this manual, or use the registered trademark of our company. We will investigate for the legal responsibility of individuals or companies for illegal use of our trademark.

● Welcome to visit Wulian official website www.wuliangroup.com for more information.

Product Illustration

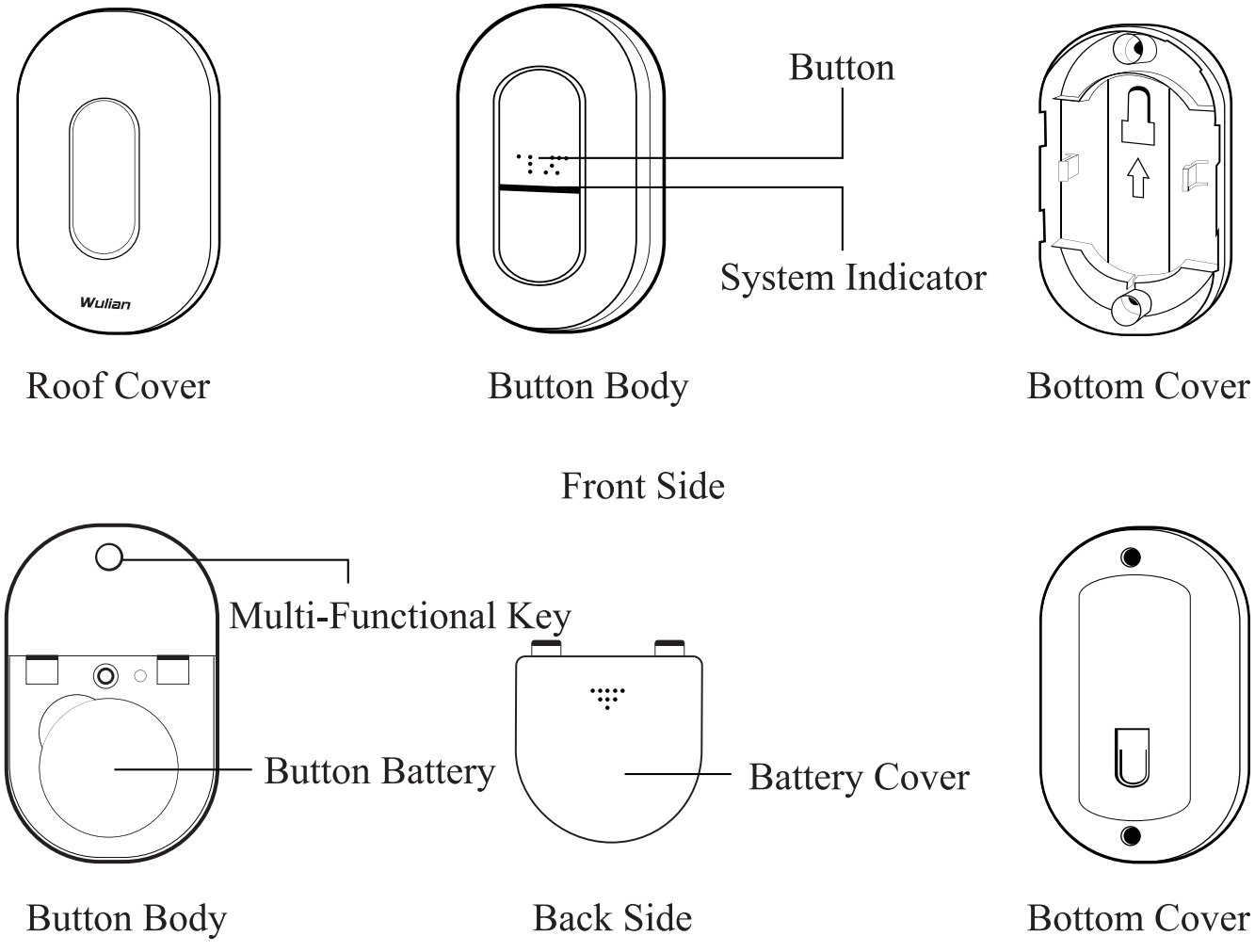

Features

1. With the anti-demolish feature, once the button body is removed from the cover, users will receive alerting messages on smart terminals immediately.
2. Users can receive guest information on the mobile terminals when paired with doorbell products.

Software Download

Option A:
Download the latest Smart Home App by scanning the QR code on the package box of this product.
Option B:
iOS user can download the App by searching "Wulian Smart Home" in "App Store".
Android user can download the App by searching "Wulian Smart Home" in "Google Play".

Warm prompt: For the first use, please download Smart Home App and read user manual carefully. Please pay attention to Wulian information to download the latest App in time.

Installation Steps

Step One:

Open the battery cover on the back side; put a CR2450 battery; then close the battery cover.

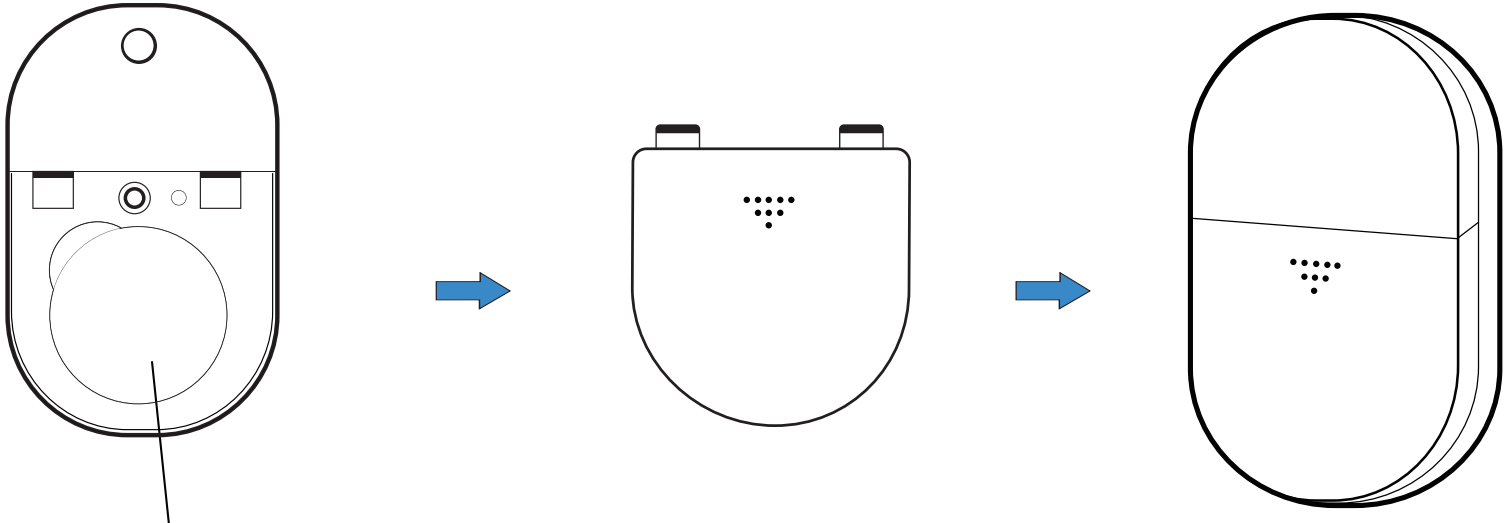

Put a CR2450 battery

Close the battery cover

Suggestion

1. Please equip this products with door bell.
2. If the doorbell button is needed to be installed on the door, please use the equipped 3M gum tape to paste the base on proper position of the door.

Step Two:

Wall mounted use:

Method one: Users can use the equipped foam rubber to paste the product onto proper surface; please paste the foam rubber onto the base of the product and put it into the chosen place.

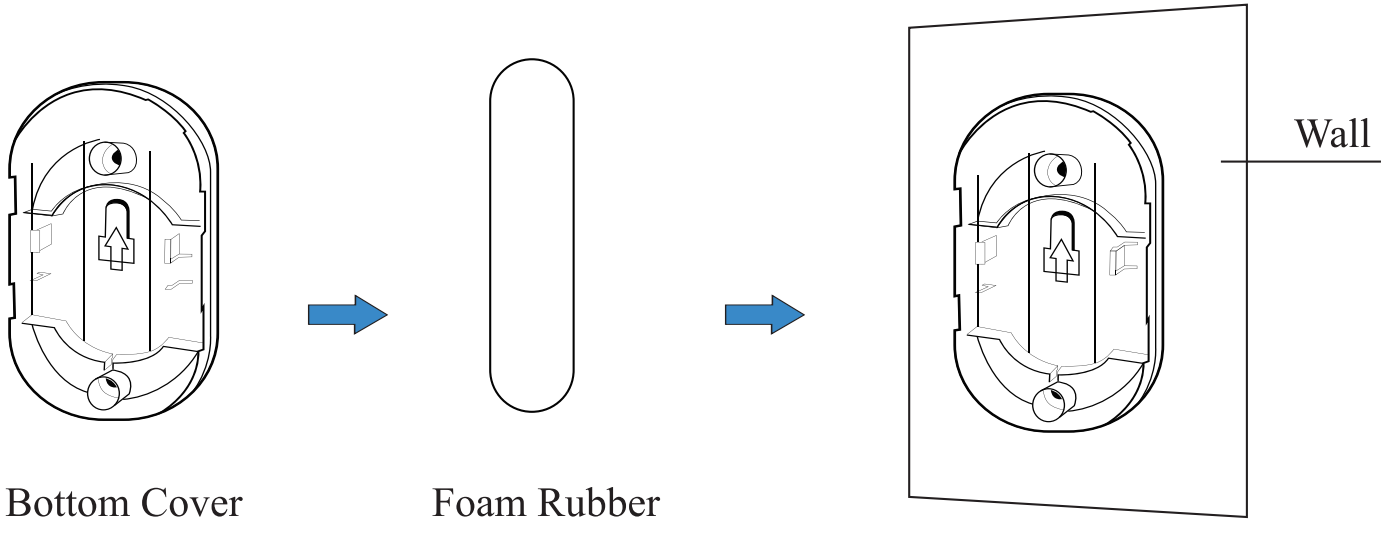

Notice: Please make sure the chosen place is clean and smooth before installation.

Method Two:

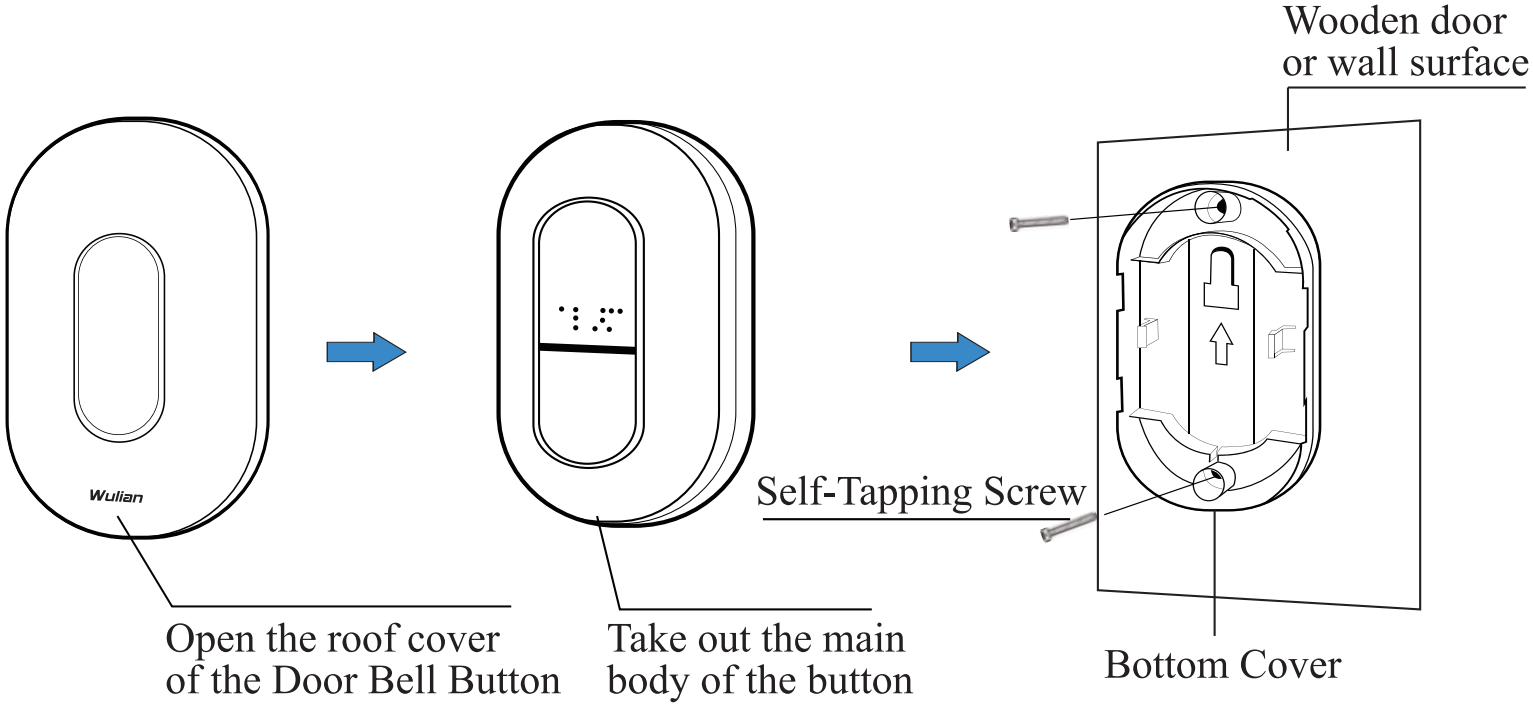

Warm Prompt: Please check the network setting before close the covers.

Network Setting

1. Before setting, please make sure the gateway (need to be purchased) works normally and the ZigBee network indicator flashes, also the product is in a power-on state and within valid communication scope of the wireless gateway.
2. Before operating, please make sure the product is not connected to any other gateway; or quit the current ZigBee Network before adding the product into other network (New product can network directly).
3. Networking
Press the [Button] and quick click the [Multi-Functional Key] once, [System Indicator] flashes green to apply to join the network. After networking successfully, [System Indicator] stays green for 2s and then goes out.

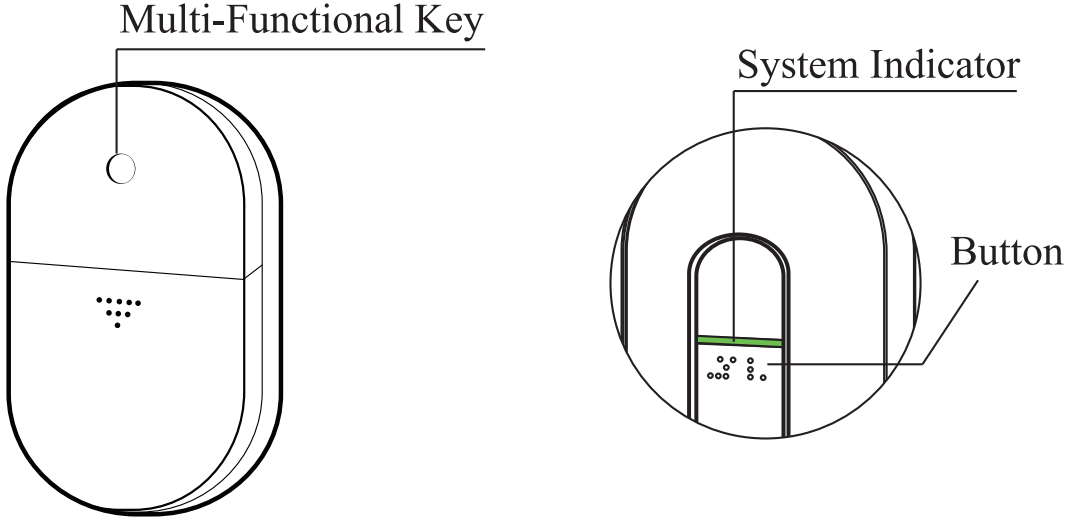

4. Binding Setting

While pressing the [Button], quick click the [Multi-Functional Key] for 3 times to apply for binding (with each click within 1 second); then quick click the [Multi-Functional Key] for 3 times within 20 seconds; After successful banding, the [System Indicator] of the Door Bell and Door Bell Button flashes for 3 times at the same time, or they flashes for 6 times if the binding fails.

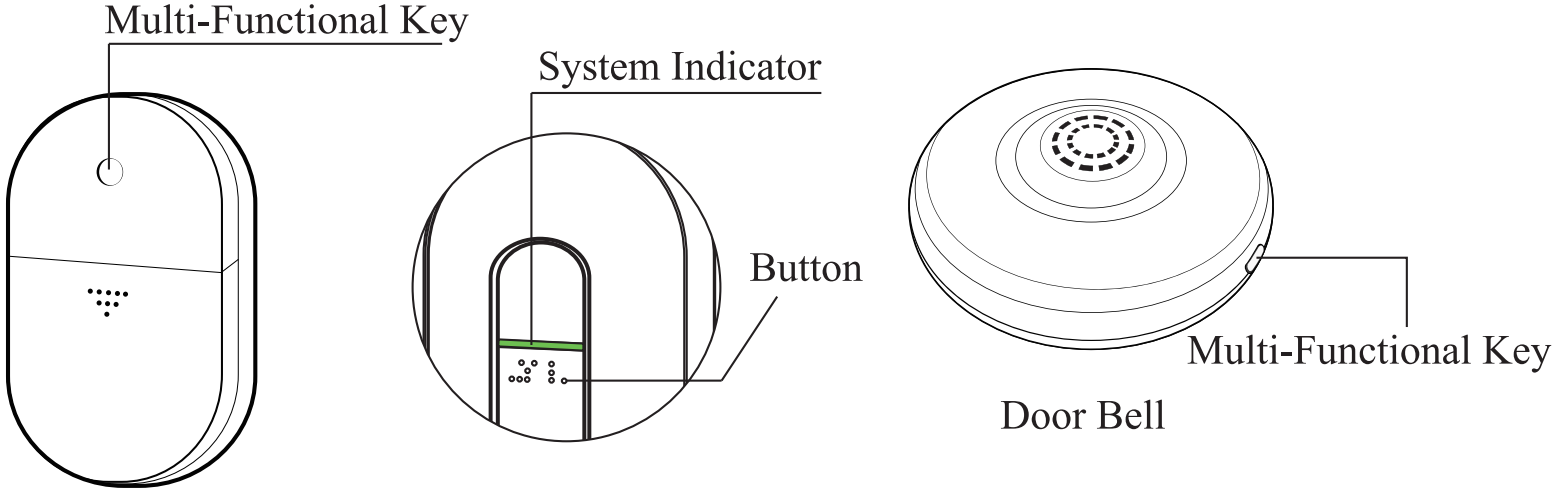

Note: The unbinding operating steps are same with the binding.

5. Quit Network

While pressing the [Button], quick click the [Multi-Functional Key] for 8 times to quit ZigBee network (with each click within 1 second). [System Indicator] turns to green and flashes for 4 times and then goes out to restore into factory default setting.

Note:

If the product needs to add the ZigBee network again, user can operate through 3 methods: quick click [Multi-Functional Key] once; or 4 times (with each click within 1s); or restart the power to search or add the network.

User Guide

● Log into Wulian Smart Home App and get into the Security Protection on the front page
● Set up defense or cancel defense through Wulian Smart Home App （users can receive alarm when meeting emergency）.

Cautions

● Please install battery before use, and it is suggested to use the matched battery for the product.
● This product should be installed in dry and clean place to prevent inner component from dampness or other debris.
● When the product surface is stained with dust, please clean it by dry cloth; it is forbidden to clean it by corrosive cleaning fluid or chemical solvent.
● Please do not disassemble or refit this product or its accessories.
● If the product breaks down, please send it to local service center for repair or contact our customer service staff. Non-professionals cannot handle it personally.

Electrical Parameter

Communication Method	IEEE 802.15.4 （ZigBee/SmartRoom）
Antenna Type	PCB Antenna
Power Parameter	DC 3V
Standby Current（μA）	≤0.5（μA）

Structure Parameter

Dimension (Length*Width*Height, mm)	92x54x20(mm), 63x37x15.5(mm)
Material & Color	PC+ABS, White
Installation Method	Wall-Mounted, Portable
Working Temperature	-10℃~+45℃
Working Humidity	≤95%RH（Noncondensing）
Flame Retardant Rating	UL94 V-2
Net Weight（g）	50（g）
Storage Temperature	-20℃~+60℃

Purchasing Information

Product Name	Smart Door Bell Button
Model	WL-ZOEWBPW-D-02
Material & Color	PC+ABS, White

No. 15, Fengji Road, Yuhuatai District, Nanjing, Jiangsu Province, China
Email: overseas@wuliangroup.com
Service Line： +86-400 889 2891
Official Website： www.wuliangroup.com