

Full Color  
Night Vision

**imou**  
Enjoy Smart Life

EN

DE

ES

FR

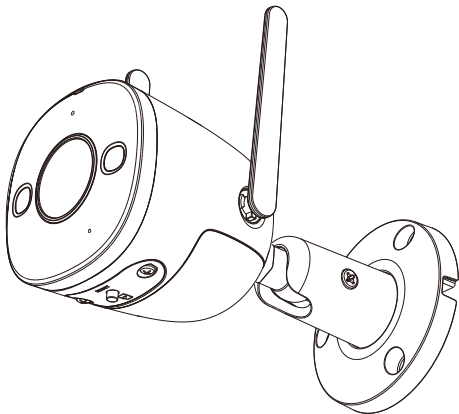
IT

NL

PT

# Quick Start Guide

## Bullet 2E



[www.imoulife.com](http://www.imoulife.com)

# Welcome

Thank you for choosing IMOUI.

We are devoted to providing you easy smart home products.

If you have problems using the product, please contact our service team before returning your product.


Our service mail: [service.global@imoulife.com](mailto:service.global@imoulife.com)

Frequently asked questions can be found at [imoulife.com/support/help](http://imoulife.com/support/help)



## Package content

EN



Camera x1



Positioning Map x1



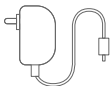
Waterproof Connector x1



Screw Package x1

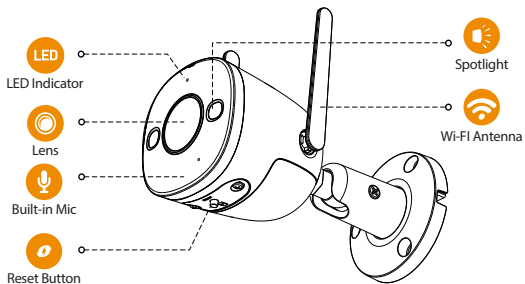


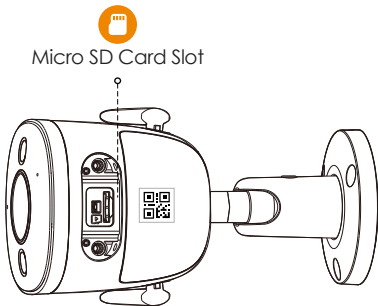
Quick Start Guide x1



Power Adapter x1

## Camera introduction






**The pattern of the LED indicator is included in the following table.**

LED Status	Device Status
Off	<ul style="list-style-type: none"> <li>● Powered off/LED turned off</li> <li>● Rebooting after reset</li> </ul>
Red light on	<ul style="list-style-type: none"> <li>● Booting</li> <li>● Device malfunction</li> </ul>
Green light flashing	<ul style="list-style-type: none"> <li>● Waiting for network</li> </ul>
Green light on	<ul style="list-style-type: none"> <li>● Operating properly</li> </ul>
Red light flashing	<ul style="list-style-type: none"> <li>● Network connection failed</li> </ul>
Green and red light flashing alternately	<ul style="list-style-type: none"> <li>● Firmware updating</li> </ul>

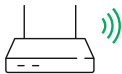
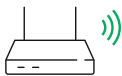
1



Imou Life

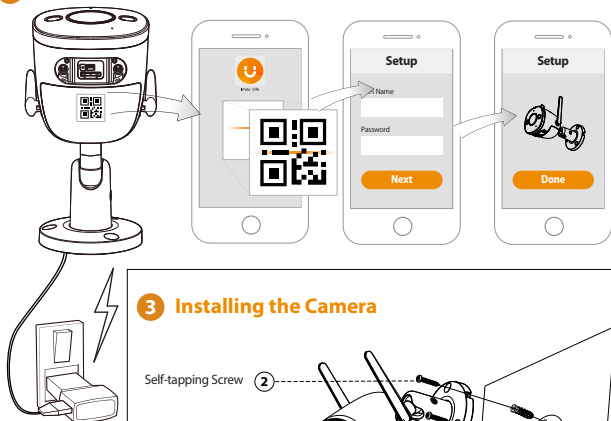


## **i** Tips



To ensure the best possible wireless performance, please make sure there are no obstacles and electromagnetic interference between the camera and router.

2



### 3 Installing the Camera

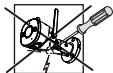
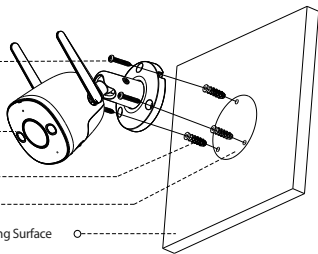
Self-tapping Screw ②

Camera ③

Expansion Bolt ①

Positioning Map ○

Mounting Surface ○



DC  
12V1A

Problem	Solution
Cannot set up camera	<ul style="list-style-type: none"> <li>• Ensure your mobile device and the camera are within range of your Wi-Fi router.</li> <li>• Ensure the LED indicator on the camera is flashing green before beginning setup.</li> </ul>
The APP says "Failed to configure device network"	<ul style="list-style-type: none"> <li>• Reset your Camera and connect it again.</li> <li>• Some cameras only support 2.4GHz, while some routers have dual band, 2.4G/5G. Make sure you are connecting 2.4GHz only.</li> </ul>
The app says "Failed to bind"	<p>The camera is already connected to Wi-Fi, but the router is:</p> <ul style="list-style-type: none"> <li>• Not connected to Internet</li> <li>• Poor network status</li> <li>• The Wi-Fi signal is not stable due to obstacles or electronic interference</li> </ul>
No picture / signal	<ul style="list-style-type: none"> <li>• Ensure the LED indicator on the camera is flashing steady green. See 'LED Status' section for details if otherwise.</li> <li>• Ensure the camera is properly connected to power using the included USB power adapter.</li> <li>• Try repositioning the camera, router, or both to improve signal strength.</li> </ul>
Picture is not clear	<ul style="list-style-type: none"> <li>• Check the camera lens for dirt, dust, spider webs. Clean the lens with a soft, clean cloth.</li> <li>• Remove the vinyl cover on the camera lens.</li> </ul>
No audio	<ul style="list-style-type: none"> <li>• Ensure audio function on camera is turned on.</li> <li>• Ensure audio is turned up on viewing device.</li> </ul>
Human detection not working	<ul style="list-style-type: none"> <li>• Ensure you have enabled "Human Detection" in the Device Settings screen of the Imou LifeApp.</li> </ul>
Camera stuck downwards	<ul style="list-style-type: none"> <li>• Turn off Camera Shielding in Device Settings on the Imou Life app.</li> </ul>
Phone is not reading QR code	<ul style="list-style-type: none"> <li>• Clean the camera lens of your Smartphone</li> <li>• Ensure that there is enough light on the QR code</li> <li>• Don't hold the QR code too close to the camera</li> </ul>


# imou

Enjoy Smart Life



CE FC CCC UL ISO 9001:2000

 @imouglobal

 service.global@imoulife.com

 www.imoulife.com