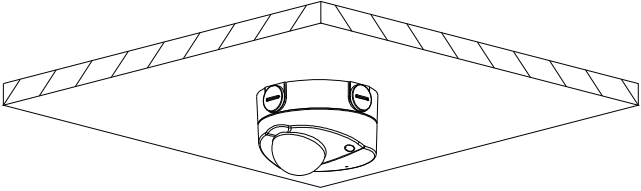
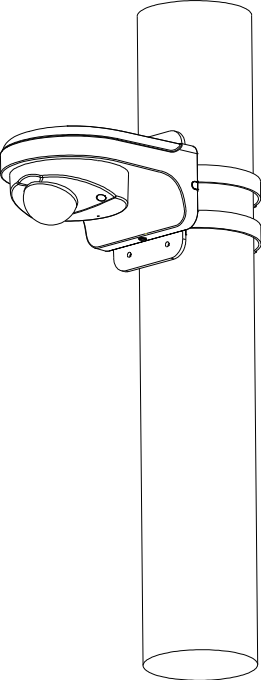
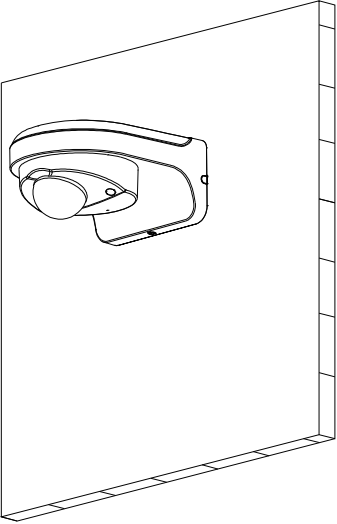


| Montaje de Empalme | Montaje en Poste |
|---|--|
| PFA139 | PFB204W + PFA152-E |
|  <p>A technical line drawing showing a square ceiling junction box (PFA139) installed in a square ceiling. The box is centered in the corner of the ceiling, with its four sides flush with the ceiling's edges. The box has a circular opening on its top surface.</p> |  <p>A technical line drawing showing a cylindrical post mounting system. A vertical cylindrical post is shown with a mounting bracket (PFA152-E) attached to its side. The bracket has a circular opening, similar to the one in the PFA139 diagram, and is secured to the post with a band.</p> |
| Montaje en Pared | |
| PFB204W | |
|  <p>A technical line drawing showing a rectangular wall-mounted junction box (PFB204W) installed on a vertical wall. The box is mounted with its front face flush against the wall. It has a circular opening on its front face.</p> | |