



UDM Quick Start Guide

Package Contents



UDM



AC Power Cord

System Requirement

Either of the following is required:

- iOS or Android™ Mobile Device with UniFi Network App Installed
- Web Browser: Google Chrome (Other browsers may have limited functionality)




IMPORTANT: We strongly recommend using UPS backup and power regulation to prevent equipment damage due to stability issues with local AC power.

Hardware Overview



UDM Quick Start Guide



1 System LED	
White	Device is ready to be configured
Flashing White	Device is booting up Device is initializing/deinitializing
Heartbeat White	Firmware update in process
Blue	Device is configured and ready
Slow Flashing Blue	Client connected to device via Bluetooth (BLE)
Flashing Off/White/Blue	Device is in recovery mode.

UDM Quick Start Guide

2 LAN (Ports 1-4)

RJ45 switch ports support 10/100/1000 Ethernet connections for the LAN (Local Area Network). By default, they are set to DHCP Server with the fallback IP address, 192.168.1.1/24.

3 Internet Port

The RJ45 port supports a 10/100/1000 Ethernet connection. Set to DHCP Client by default.

4 Power Port

Connect the included AC Power Cord.

5 Reset Button


Resets to factory defaults. The device should be running after bootup is complete. Press and hold the Reset button for about 10 seconds until the System LED becomes solidly lit light blue. After a few seconds, the LED will turn off, and the device will automatically reboot.

Installation Requirements

Use Category 5 (or above) UTP cabling approved for indoor use.

Hardware Installation

1.






UDM Quick Start Guide



3.



Note: You can use Bluetooth on your smartphone to set up the device.

Configuration

You have the following options:



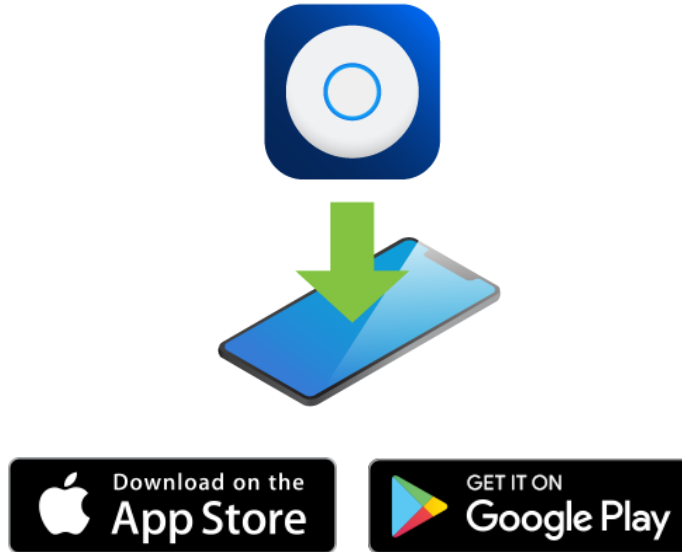
UDM Quick Start Guide

Enable Wi-Fi on your mobile device and connect to UDM Setup (your device is the last four characters of the device's MAC address found on the bottom device label). Go to ["Chrome Instructions"](#).

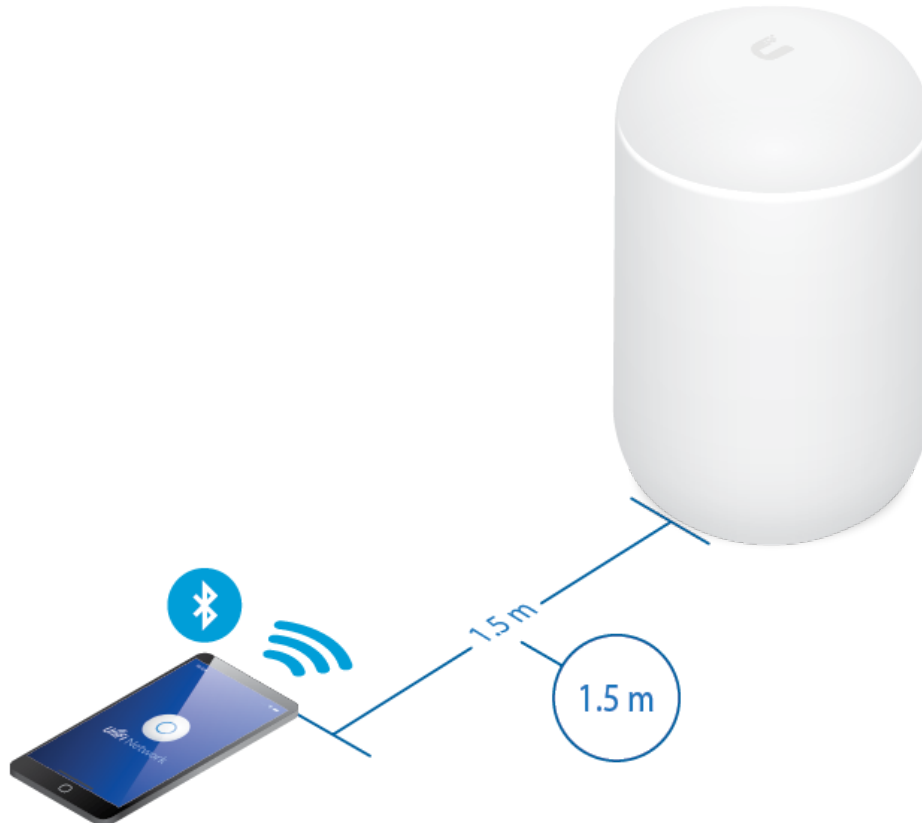
- Use a computer connected to the device on any LAN port, 1-4. Go to ["Chrome Instructions"](#).

UniFi Network App

1.



2.





UDM Quick Start Guide

Chrome Instructions

Use the Chrome web browser to set up your device.

1. Ensure that your host system is on the same Layer 2 network as the UDM.
2. Launch the Chrome web browser and go to <https://setup.ui.com>



3. Follow the on-screen instructions of the Setup Wizard.

You can manage your network and view network statistics using the UniFi Network Controller management interface. For information on using the UniFi Network Controller software, refer to the User Guide located on our website at:

ui.com/download/unifi

Specifications

UDM	
Dimensions	ø110 x184.2 mm (ø4.33 x 7.25")
Weight	1.05 kg (2.32 lb)
Networking Interfaces	(4) 10/100/1000 RJ45 Ports
Max. Power Consumption	26W
Power Method	AC Power Cord
Power Supply	Internal AC/DC Power Adapter, (24V, 0.6A)
Supported Voltage Range	100 - 240VAC
LED	System Status
Operating Frequency	2.4 GHz 5 GHz
Max. TX Power	
2.4 GHz	23 dBm
5 GHz	30 dBm
Antenna	(1) Dual-Band, Quad-Polarity Antenna
Antenna Gain	
2.4 GHz	3 dBi



UDM Quick Start Guide

Wi-Fi Standards	802.11 a/b/g/n/ac/ac-wave2
Wireless Security	WEP, WPA-PSK, WPA-Enterprise (WPA/WPA2, TKIP/AES)
Operating Temperature	-10 to 45° C (14 to 113° F)
Operating Humidity	5 to 95% Noncondensing
Certifications	CE, FCC, IC

Safety Notices

1. Read, follow, and keep these instructions.
2. Heed all warnings.
3. Only use attachments/accessories specified by the manufacturer.



WARNING: Hot surface. Do not touch.



WARNING: Do not use this product in location that can be submerged by water.



WARNING: Avoid using this product during an electrical storm. There may be a remote risk of electric shock from lightning.

Limited Warranty

ui.com/support/warranty

The limited warranty requires the use of arbitration to resolve disputes on an individual basis, and, where applicable, specify arbitration instead of jury trials or class actions.

Compliance

FCC

Changes or modifications not expressly approved by the party responsible for compliance could void the user's authority to operate the equipment.

This device complies with Part 15 of the FCC Rules. Operation is subject to the following two conditions.

1. This device may not cause harmful interference, and
2. This device must accept any interference received, including interference that may cause undesired operation.



UDM Quick Start Guide

protection against harmful interference in a residential installation. This equipment generates, uses, and can radiate radio frequency energy and, if not installed and used in accordance with the instructions, may cause harmful interference to radio communications. However, there is no guarantee that interference will not occur in a particular installation. If this equipment does cause harmful interference to radio or television reception, which can be determined by turning the equipment off and on, the user is encouraged to try to correct the interference by one or more of the following measures:

- Reorient or relocate the receiving antenna.
- Increase the separation between the equipment and receiver.
- Connect the equipment into an outlet on a circuit different from that to which the receiver is connected.
- Consult the dealer or an experienced radio/TV technician for help.

The device has been approved by the FCC under FCC ID: SWX-UDM.

ISED Canada

CAN ICES-3(B)/NMB-3(B)

This device complies with ISED Canada licence-exempt RSS standard(s). Operation is subject to the following two conditions:

1. This device may not cause interference, and
2. This device must accept any interference, including interference that may cause undesired operation of the device.

The device has been approved by ISED Canada under IC: 6545A-UDM.

The device for operation in the band 5150-5250 MHz is only for indoor use to reduce the potential for harmful interference to co-channel mobile satellite systems.

CAN ICES-3(B)/NMB-3(B)

Le présent appareil est conforme aux CNR d'ISDE Canada applicables aux appareils radio exempts de licence. L'exploitation est autorisée aux deux conditions suivantes :

1. l'appareil ne doit pas produire de brouillage;
2. l'appareil doit accepter tout brouillage radioélectrique subi, même si le brouillage est susceptible d'en compromettre le fonctionnement.

L'appareil ont été approuvés par ISDE Canada en vertu IC: 6545A-UDM.

Les dispositifs fonctionnant dans la bande 5150-5250 MHz sont réservés uniquement pour une utilisation à l'intérieur afin de réduire les risques de brouillage préjudiciable aux systèmes de satellites mobiles utilisant les mêmes canaux.

IMPORTANT NOTE:

Radiation Exposure Statement:

- This equipment complies with radiation exposure limits set forth for an uncontrolled environment.



UDM Quick Start Guide

- This transmitter must not be co-located or operating in conjunction with any other antenna or transmitter.

AVIS IMPORTANT :

Déclaration sur l'exposition aux rayonnements :

- Cet équipement est conforme aux limites prévues pour l'exposition aux rayonnements dans un environnement non contrôlé.
- Lors de l'installation et de la mise en fonctionnement de l'équipement, assurez-vous qu'il y ait une distance minimale de 20 cm entre l'élément rayonnant et vous.
- Cet émetteur ne doit être installé à proximité d'aucune autre antenne ni d'aucun autre émetteur, et ne doit être utilisé conjointement à aucun autre de ces appareils.

Australia and New Zealand



Brazil



Nota: Este equipamento não tem direito à proteção contra interferência prejudicial e não pode causar interferência em sistemas devidamente autorizados.

CE Marking

CE marking on this product represents the product is in compliance with all directives that are applicable to it.



Country List



AT	BE	BG	CY	CZ	DE	DK	EE	EL	ES	FI	FR	HR	HU
IE	IT	LV	LT	LU	MT	NL	PL	PT	RO	SE	SI	SK	UK

BFWA (Broadband Fixed Wireless Access) members noted in blue



Note: This device meets Max. TX power limit per ETSI regulations.

The following apply to products that operate in the 5 GHz frequency range:

Note: This device is restricted to indoor use only when operating in the 5150 - 5350 MHz frequency range within all member states.



UDM Quick Start Guide



Note: All countries listed may operate at 30 dBm. BFWA member states may operate at 36 dBm.



Note: Operation in the 5.8 GHz frequency band is prohibited in BFWA member states. Other countries listed may use the 5.8 GHz frequency band.

WEEE Compliance Statement

Declaration of Conformity

Online Resources



© 2020 Ubiquiti Inc. All rights reserved.